

'TechTray' – the unique multipurpose tray for Biology and Chemistry

Designed for animal dissections and laboratory safety and good practice

Features of the 'TechTray':

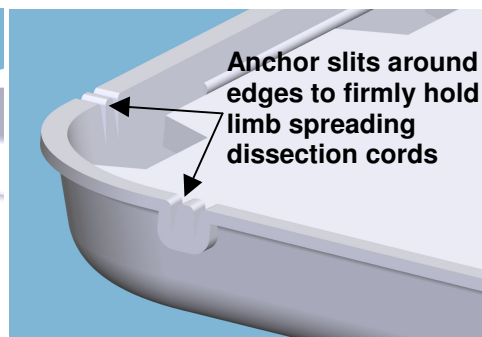
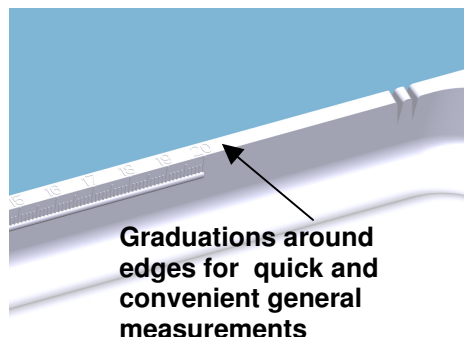
- Generous proportions. Working area: 340x290mm. Overall: 470x335mm. Stores on normal shelves.
- Made from autoclavable, chemical resistant material and is virtually unbreakable.
- Special non-slip feet for safe and secure bench work.
- Easily washed and dried for excellent hygiene.
- Light weight for ease of use and stackable for storage.
- 250ml liquid collection 'well' to keep working areas clean and dry in case of minor spillage. For major spillage, over 1L can be contained before overflow to bench top.
- Separate clean compartment for tools and instruments.
- Designed for long life in the Chemistry Lab.

Special Biology dissection features:

- Accepts a special inner plate for animal dissections to permit the use of dissection pins... see details below...
- Has special anchor slits around the edge for excellent and fast fixing of limb spreading strings.
- Has convenient measuring graduations on the edges.
- Permits animal fluids to drain from dissecting area into the well below to keep dissection area clean.



GE5578-01



'TechTray' – the unique multipurpose tray for Biology and Chemistry

Designed for animal dissections and laboratory safety and good practice


NOTES and INSTRUCTIONS FOR USE:

For Chemistry:

- The student can group all the equipment to be used for experiments in the tray and can carry the whole set to the work place.
- The instructor can easily check that all the equipment and tools are replaced in the tray before collection.
- Should a breakage or spillage occur, spillage cannot contact the student and the classroom benches are protected. Safety and cleanliness is greatly improved.
- Washing and cleaning is easy and there is no need for wiping chemical mess from benches. The use of contaminated cloths and wipers is reduced or eliminated.

For Biological dissections:

- The non-absorbing dissection mat has a tough skin that resists cutting but permits the use of normal dissecting pins. It is reversible and can be used numerous times until a new mat is obviously required.
- Take a dissection mat and press it into the tray firmly until it 'clicks' into place. Press the corners down firmly.
- The animal's limbs can be spread on the mat with thin cords tied to the limb extremities and then wedged into the slits provided around the edges of the 'TechTray'. Pulling the cord firmly down into the slit is usually enough for a firm anchor.
- During dissection, the standard dissecting pins can be pressed easily into the mat to hold back skin and other organs. The pins will hold firmly in the special mat when inserted to the full thickness of the mat.
- An important feature is that the fluids from the animal can flow across the non-absorbing mat to run into the tray below to leave the dissection area free from unwanted fluids. Unwanted soft tissue can be moved to the edge of the mat to fall into the tray below.
- To rinse the mat after use, allow clean water to run through the inner 'flutes' of the mat to flush out any residue. Simply shake dry.
- Replacement mats are available in packs of 12.



Dissection mats are available in packs of 12.

PA1398-01



Australian Design by: Technos Pty. Ltd.
T: 61 3 9497 2555 F: 61 3 9497 2166
E: technos@technos.com.au
W: www.iecpl.com.au